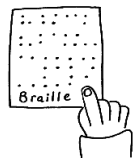




# Having a lateral flow test for coronavirus



This leaflet is available in other languages or formats




For more information see [www.cwp.nhs.uk](http://www.cwp.nhs.uk).

© CWP NHS Foundation Trust

The information in this leaflet was valid at the date of production **December 2020** and is due for review in **December 2022**

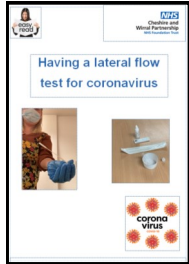

Leaflet code: E-HALFT-20-742



## What is a lateral flow test?

A lateral flow test can tell you quickly if you have coronavirus.

Coronavirus is also called Covid –19.



Someone will help you to do the test.

This leaflet is help you to understand what will happen.

## What happens in the test?



Before you start the test you need to make sure that your nose is clear.

You can do this by blowing your nose.

Someone will help you to get everything ready to do the lateral flow test.



There is a nose swab which looks like a large cotton bud.

The person helping you to do the test will take this out of the wrapper.



The nose swab needs to go into your nostril.

You need to rub it inside your nostril 10 times.

You then need to put the nose swab into your other nostril and rub 10 times.

The person helping you will then put the soft end of the nose swab into some liquid.

They will put some drops of the liquid onto the testing kit.

You then need to wait 30 minutes.



After 30 minutes you will be able to find out

- If you have coronavirus
- If you do not have coronavirus.

Staff will tell you what the test says and what you need to do next.

